


RA ROTARY SWITCH

RoHS COMPLIANT

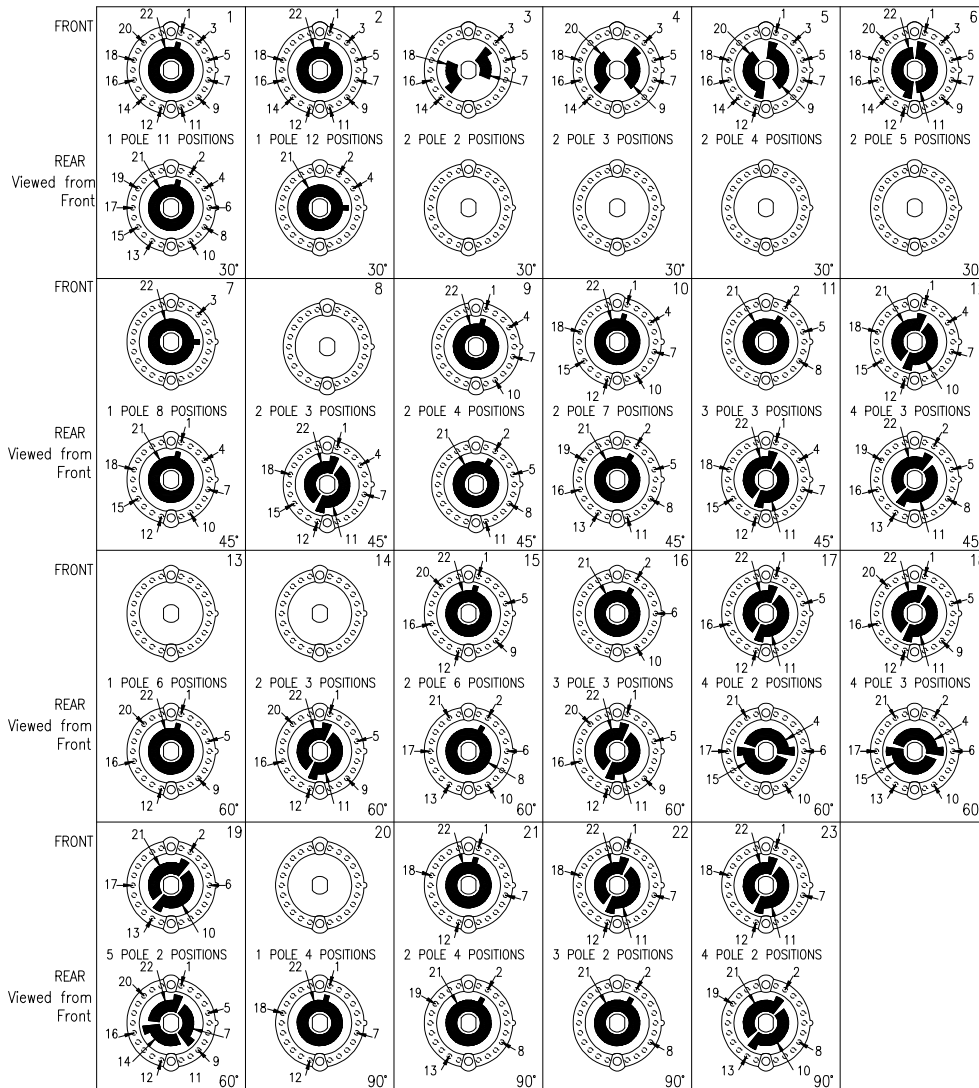
GENERAL ELECTRICAL & MECHANICAL SPECIFICATION

Switch Rating:	150mA @ 250V ac/dc 350Ma @ 110V ac/dc 1A @ 12V ac/dc
Life:	>10,000 Cycles
Operating Temperature:	-30°C to +85 °C
Proof Voltage:	1,000Vac (Initial)
Insulation Resistance:	>999 MΩ at 500Vdc (Initial)
Contact Resistance:	<20 mΩ (Initial)
Operating Torque (nominal):	7.2 cNm
End Stop Torque (nominal):	1.2 Nm
Wafer:	Polyphenylene Sulphide (PPS)
Housing:	Zinc Alloy Bright Zinc Plated
Contact/Terminal Material:	Brass CZ108 Ag Plated
Spindle:	Mild Steel Zn Plated and Passivated



TYPICAL WAFER LAYOUTS 30° 45° 60° 90°

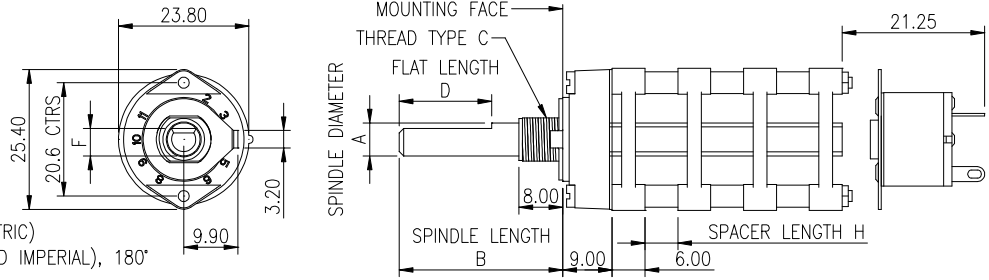
GENERAL FEATURES



- Made in UK
- 25.4mm diameter multi-wafer rotary switch
- Standard 30° Indexing.
- Solder or Printed Circuit Board.
- Shorting (MBB) or non shorting (BBM) contacts.
- Adjustable stop to restrict number of positions
- Standard self-stacking wafers
- P.C. Terminals pitch circle diameter versions
- Special options: 45°, 60° or 90° indexing, Gold Flashed or Gold Plated contacts, rotary mains switch, insulated drive shafts, spindles with special flats, slots or knurls.

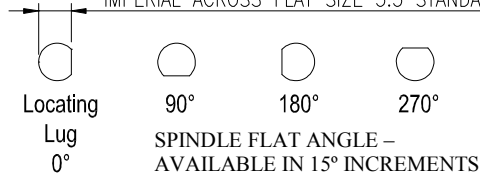
FRONT & REAR WAFERS VIEWED FROM FRONT OF SWITCH IN EXTREME COUNTER CLOCKWISE POSITION

RA ROTARY SWITCH

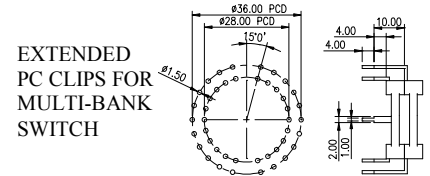
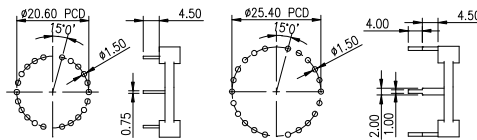
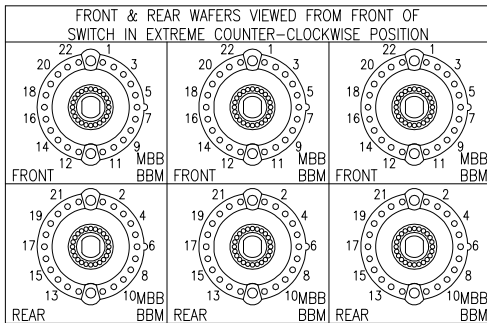


LUG SHOWN AT 90° (STANDARD METRIC)
LUG ANGLES 0°, 90°, 135° (STANDARD IMPERIAL), 180° & 270° AVAILABLE

METRIC ACROSS FLAT SIZE 5.0 STANDARD
IMPERIAL ACROSS FLAT SIZE 5.5 STANDARD



	A	B	C	D	E	F	G	HJKL
	Spindle Diameter	Spindle Length	Bush Thread	Spindle Flat Lgth	Spindle Angle	Spindle Flat	Locating Lug Angle	Spacer Length
IMPERIAL	6.35mm	50mm	9.52 x 32TPI			(5.5mm)		
METRIC	6.0mm	50mm	M10 x 0.75			(5.0mm)		



EXTENDED PC CLIPS FOR MULTI-BANK SWITCH

PRINTED CIRCUIT PINS STANDARD PRINTED CIRCUIT CLIPS

ORDERING CODE

Please Note: Standard Spindles are unflattened x 50mm FMF. Preferred Non-Standard Spindles (unflattened) are 14mm, 16mm, 18mm, 20mm, 22mm and 24mm from the mounting face (FMF). These lengths include the length of the 8mm long bush

CODE	TERMINAL	CODE	CONTACT PLATING	CODE	SPINDLE/ BUSH
S	Solder Clips	S	Silver (2μ)	M	6mmØ M10 x 0.75
P	20.5mmØ	G	Gold Plate (Au 2.5 μ, Ni 2 μ)	I	6.35mmØ
A	25.4mmØ	F	Gold Flash (0.2 μ)		9.52 x 32TPI
B	28.0mmØ				
C	36.0mmØ				



CODE	No. of Wafers	CODE	INDEX ANGLE & No. of POLES	CODE	INDEX ANGLE & No. of POLES	CODE	MAXIMUM No. of POSITIONS	CODE	CIRCUITRY	CODE	Spindle Length from Mounting face (including bush length)	CODE	SPECIAL OPTIONS Mains Switch	CODE	WAFER SPACING
01	1 wafer	A	30° 1 Pole	L	45° 4 Pole	01	1	B	BBM	A	14mm No Flat	O	None	X	Self Stacked
02	2 wafer	B	30° 2	M	60° 1	02	2	M	MBB	B	16 No Flat	N	OFF/ON Mains switch	H	3mm
03	3 wafer	C	30° 3	N	60° 2	03	3			C	18 No Flat			J	6mm
04	4 wafer	D	30° 4	P	60° 3	04	4			D	20 No Flat			K	8mm
05	5 wafer	E	30° 5	R	60° 4	05	5			E	22 No Flat			L	10mm
06	6 wafer	F	30° 6	S	60° 5	06	6			F	24 No Flat				
07	7 wafer	G	45° 1	T	90° 1	07	7			G	50 0°/42mm				
08	8 wafer	H	45° 2	W	90° 2	08	8			H	50 90°/42mm				
09	9 wafer	K	45° 3	X	90° 3	09	9			K	50 180°/42mm				
10	10 wafer			Y	90° 4	10	10			L	50 270°/42mm				
						11	11			S	50 No Flat				
						12	12								
						00	No Stop								